

## MC SERIES PARTS LIST

Order Code	Description
<b>MCMBA**</b>	Gridded Baseboard Assembly
<b>MCFBA**</b>	Flat Blade (includes set of fixing screws)
<b>MCTA**</b>	Cutting Head Tube (includes set of O Rings)
<b>MCCSA**</b>	Plastic Clampstrip
<b>MCHDNP</b>	Complete Cutting Head (for MCA4, MCA3, MCA2 models)
<b>MCHDWP</b>	Complete Cutting Head (for MCA1, MCA0 models)
<b>M107</b>	Black Rubber Feet (set of 6)
<b>MC108</b>	O Rings (set of 2)
<b>MCEFLH</b>	Moulded End Casting - Left Hand
<b>MCEFRH</b>	Moulded End Casting - Right Hand
<b>PROKIT</b>	Aluminium Rule & Cursor (complete set)
<b>MC</b>	Cursor (includes fixings)

\*\* Note: When ordering these items add the model number after the order code (example: MCFBA MCA2)

## MC SERIES SERVICE / MAINTENANCE

Order Code	Description
<b>KU992</b>	Maintenance Pack
<b>KU995</b>	Service Pack (for MCA4, MCA3, MCA2 models)
<b>KU996</b>	Service Pack (for MCA1, MCA0 models)
<b>U991</b>	Silicone Spray (400ml)



We also stock a range of accessories for most of our trimmers. For further details visit [www.rotatrim.com](http://www.rotatrim.com)




Rotatrim was formed in 1966 with a vision to create the finest rotary trimmer ever; a philosophy and a passion that continues to this present day. Using only the finest quality materials and precision engineered components, each trimmer is hand assembled by skilled technicians to exact tolerances, to construct a precise, exceptionally reliable, ultra durable trimmer. Each machine goes through a process of stringent quality checks at manufacture and assembly to ensure you receive what you have come to expect... the world's finest rotary cutting equipment.

We want to ensure you select the correct product for your needs. Should you have any questions or require further information, please contact our Sales Team on +44 (0) 1234 22 45 45 or email: [uksales@rotatrim.co.uk](mailto:uksales@rotatrim.co.uk) or visit [www.rotatrim.com](http://www.rotatrim.com)



# Mastercut • Monorail

## MC SERIES USER GUIDE



# Mastercut · Monorail MC SERIES USER GUIDE

## Congratulations on purchasing your Rotatrim Mastercut or Monorail!

The Mastercut · Monorail 'MC' Series is designed for use at home, in the classroom and in the workplace. Below are some hints and tips on how to keep your trimmer in the best possible condition. If treated correctly your trimmer should last many years.

### HOW TO HANDLE YOUR MASTERCUT OR MONORAIL

- ALWAYS hold your trimmer with two hands by the baseboard.
- NEVER hold your trimmer by its bar.

### HOW TO USE YOUR MASTERCUT OR MONORAIL

- Always place your Mastercut or Monorail on a flat surface to prevent movement.
- Position the cutting head to the right hand side of the trimmer before inserting material.
- Insert your material to the left hand side of the trimmer, placing the work under the clear clampstrip (to ensure a square cut). Butt your work up to the side and position the cursor to the desired measurement.
- Slide the cutting head right to left to smoothly cut through your work, replacing the cutting head to the right hand side before removing your work to ensure a clean cut edge.
- Models: MCA1-MCA0 offer a one-way cut.
- Models: MCA4-MCA2 offer a two-way cut (excludes Monorail 26)
- NEVER exceed the recommended cut capacity for your trimmer - this may lead to overloading and could effect the warranty of your trimmer.

Please visit [www.rotatrim.com](http://www.rotatrim.com) for more details on how to use your trimmer

### STORING YOUR TRIMMER

- When your trimmer is not being used we recommend it is stored flat with nothing placed on top of it.
- We do not recommend your trimmer is stored on its end for any long periods of time.

### TRIMMER MAINTENANCE

From time to time your trimmer may need some preventative maintenance. We offer a full range of maintenance and service packs for all our trimmers.




For hints, tips and advice on maintaining your trimmer and information on anything from lubricating your trimmer to replacing the cutting wheels and clampstrips, please visit [www.rotatrim.com](http://www.rotatrim.com): click on the 'Hints, Tips and News' at the foot of the page then click on the 'Youtube' panel and follow the links to our Youtube page.

### ORDERING SPARE PARTS

Being the manufacturer, we hold a vast stock of spare parts for your trimmer (no matter what its age!).

All parts are available to buy directly from our website.

For details of spare parts and item order codes, please see the opposite page.



We offer a Lifetime Labour-free Servicing Guarantee and a 5-year Manufacturing Warranty on all our Mastercut · Monorail MC Series Trimmers. Visit [www.rotatrim.com](http://www.rotatrim.com) for details.

\*\* Note: When ordering these items add the model number after the order code (example: MCFBA MCA2)